










Homework: Month of December



Weekly Assignments	Monday	Tuesday	Wednesday	Thursday	Friday Return Green Folder
Week 1  Read 20 Minutes daily to your child	Student draws and discusses what they did over Thanksgiving break. 	Practice Math numbers words: one, two, three, four, five, & six Practice reading and spelling these # words Complete Math Pages	Book Report: Student draws and writes about their favorite part of their library book Please have your child place this report inside their book on their favorite page. <u>Practice Singing Holiday Songs For Caroling this week</u>	Read #10 <u>A Pot</u> are, in <u>read book 3 times and complete worksheet that goes with book</u> Decorate green construction tree with you family at home. Get creative and have fun.	Library books DUE today! Show & Share: Please bring a non-breakable ornament for our Giving Tree.  Field trip today! Please wear appreciate clothes for outside adventures
Week 2  Read 20 Minutes daily to your child	Student draws and discusses how they celebrate the holidays.  Green Paper Tree Due	Math numbers words: Practice reading and spelling these # words six, seven, eight, nine, & ten Complete math pages	Book Report: Student draws and writes their favorite part of their library book <u>paper provided</u> <u>Practice Singing Holiday Songs For Caroling this week</u>	Read #9 <u>Who Has Hat?</u> Who, has, do <u>read book 3 times and complete worksheet that goes with book</u>	Library books DUE today! Show & Share: Please bring a gift for children who are less fortunate for our Giving Tree. 
Week 3  Read 20 Minutes daily to your child	Please wear Student draws and discusses their favorite part of our community caroling. Field Trip: Community Caroling at Senior Centers in Wheatland Appropriate clothes for outside caroling.	Review all 10 Math numbers words: Practice reading and spelling these # words. Complete math pages	Book Report: Student draws and writes their favorite part of their library book <u>paper provided</u> Please have your child place this report inside their book on their favorite page.	Read #11 <u>The Bug, the Duck, and the Frog?</u> on <u>read book 3 times and complete worksheet that goes with book</u>	Winter Break! Come join us today for holiday breakfast pot lock and singing 8:30-9:30 Welcome back in January! Reminder early dismissal on Monday 1:15



High Frequency Sight Words: New words underlined



the	here	is	a	an	I
see	we	and	like	he	she
have	big	small	this	it	no
go	up	down	<u>are</u>	<u>in</u>	<u>who</u>
<u>has</u>	<u>on</u>	<u>what</u>	<u>can</u>	<u>you</u>	

Number Sight Words:

<u>zero</u>	<u>one</u>	<u>two</u>	<u>three</u>	<u>four</u>	<u>five</u>
<u>six</u>	<u>seven</u>	<u>eight</u>	<u>nine</u>	<u>ten</u>	

Color Sight Words:

brown	red	yellow	blue	green
purple	white	black	orange	pink

Thank you all for your teamwork in your child's education!

Thanks Mrs. Garcia



Dear Parents,

It is that time of month for the fun, creative homework. Please have your child decorate this green construction tree using whatever art tools they can find around the house, and using their own imagination. It is best to have the child decorate it themselves, as they can share with the class the steps they took to make it during sharing time. It is also great seeing the pride the students take in their own work at this point in the year.

Due: 2nd Monday in December

Thanks you for your cooperation,

Mrs. Garcia and Mrs. Wade



Name: _____

Today is _____ December____, ____.

Student draws and writes about how they celebrate the holidays.



Name: _____

Today is _____ December_____, _____.

Practice writing new sight words on lines & make **2 sentences with those sight words** on lines below:

- - - - -

- - - - -

- - - - -

- - - - -

- - - - -

- - - - -

- - - - -

- - - - -

- - - - -

Name: _____

Title of book _____

Student draws and discusses their favorite part of their book they checked out of the Library. **Please have your child place this report inside their book on their favorite page**, so they can show that page during library sharing.

Name: _____

Today is _____ December____, ____.

Student draws and writes about their favorite part of our community caroling.